



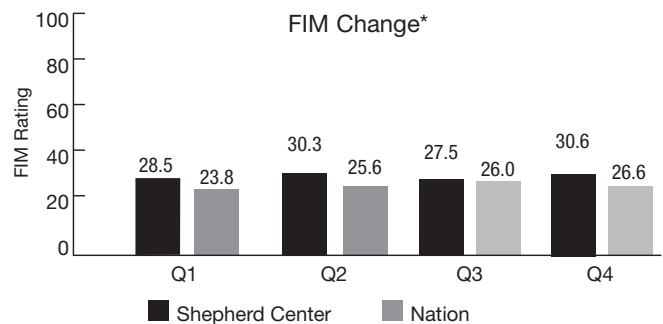
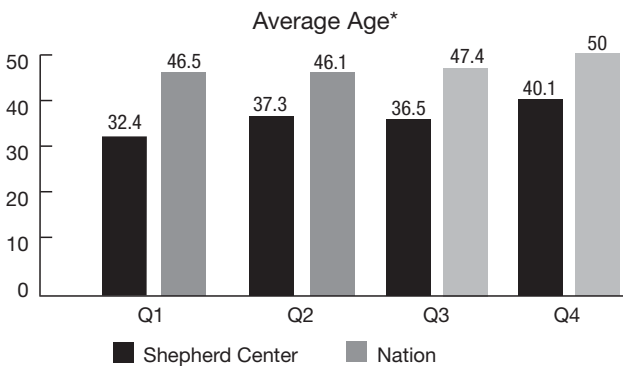
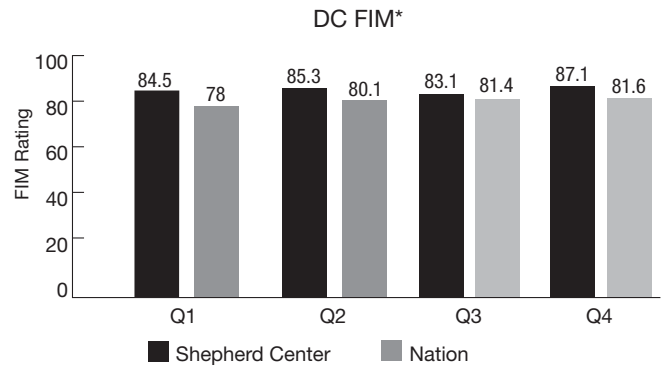
SPINAL CORD INJURY OUTCOMES AT SHEPHERD CENTER

Since spinal cord injuries are generally lifetime conditions, high-quality treatment at the beginning can result in fewer complications and lower healthcare costs over a lifetime. Shepherd Center is unsurpassed in the quality of services it provides and the clinical outcomes that result from these services.

According to statistics compiled by the Uniform Data System for Medical Rehabilitation from 878 rehabilitation centers in the United States, Shepherd Center consistently out-performs other rehabilitation providers nationwide.

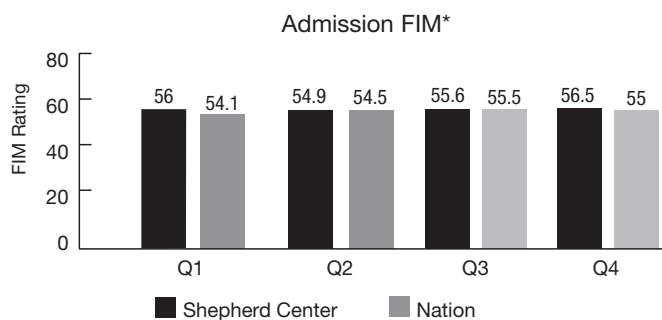
AVERAGE AGE

The National Spinal Cord Injury Statistical Center reports the overall average age of a person who experiences a spinal cord injury is 40.2 years. Below is the average age (for each quarter for the year), for persons served at Shepherd Center compared to the national average.



FUNCTIONAL IMPROVEMENT

The scores below and to the right compare functional improvement achieved by persons at Shepherd Center versus the nation at the time of admission and discharge. Improvement in function is measured with the Functional Independence Measure (FIM).



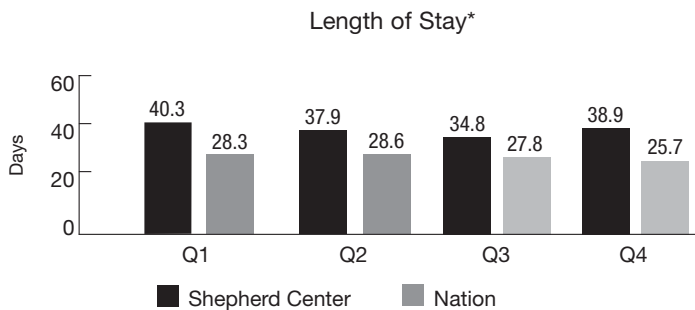
DC FIM By Level of Injury (Complete Injuries)*

		Q1	Q2	Q3	Q4
PARA	Shepherd	103	103	104	99
	Nation	91	91	95	90
C5-C8	Shepherd	71	70	72	60
	Nation	60	62	60	59
C1-C4	Shepherd	53	55	50	50
	Nation	52	53	52	46

* Source: UDSMR. Internal Program Report (9021). UDS-PRO® System Edition. 4/1/2008-3/31/2009.

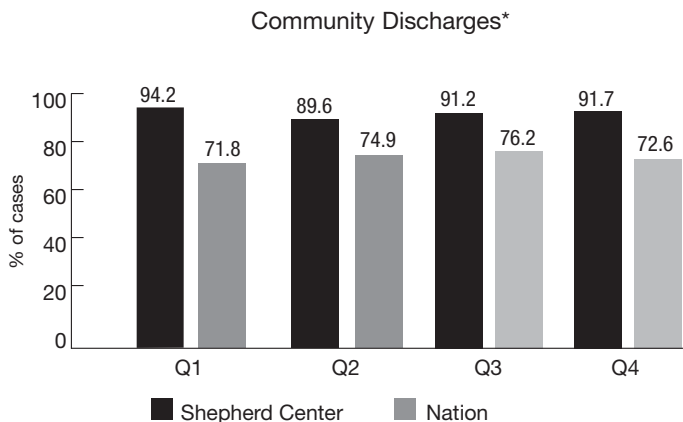
LENGTH OF STAY

The average length of stay at Shepherd Center is slightly higher than national average. Persons served at Shepherd Center typically stay longer in rehabilitation than patients at other facilities. The longer lengths of stay at Shepherd Center can be attributed to our attention to detail and ability to treat patients with more medically-complex conditions.



RETURN HOME RATE

Another measure of quality is the percentage of persons served who are discharged home or to other community settings versus a skilled nursing or hospital setting. On average, 93 percent of persons served at Shepherd Center for rehabilitation following catastrophic injury return home at discharge.



POPULATIONS SERVED

(April 1, 2008 – March 31, 2009)

Spinal Cord Injury	Number of Persons Served
Individuals with paraplegia	172
Individuals with tetraplegia	187
Patients with injury level C1 - 4	96
Patients with injury level C5	43
Patients with injury level C6	26
Patients with injury level C7-8	22
Total SCI patients served	359
Other neurological disorders	23
Total number of patients	382

Specialized populations	Number of Persons Served
High tetraplegia	96
Adolescents (Age 12 - 17)	29
Seniors (50 years and older)	111
Dual Diagnosis	58
Motor incomplete injuries	182

IMPORTANT PHONE NUMBERS

Main switchboard: 404-352-2020
 Admissions: 1-800-SHEPHERD or 404-350-7345

Visit Shepherd Center online at www.shepherd.org

* Source: UDSMR. Internal Program Report (9021). UDS-PRO® System Edition. 4/1/2008-3/31/2009.