



# Brain Injury Inpatient Rehab Scorecard

FY2021 (Apr 20 – Mar 21)

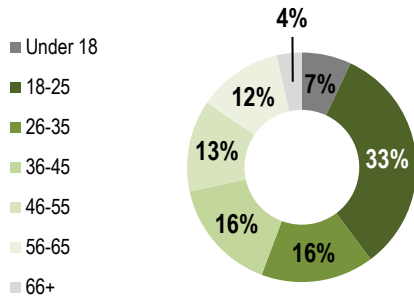
174

Persons served

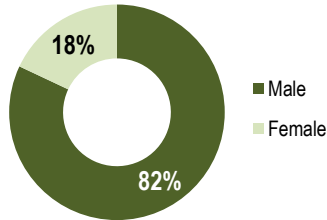
35

Average age  
Nationwide = 64

Age Groups



Gender



48 Average days inpatient rehab

4 - 5 Average hours of therapy per weekday

When asked the likelihood of their recommending Shepherd Center, caregivers of persons with BI rated Shepherd Center...

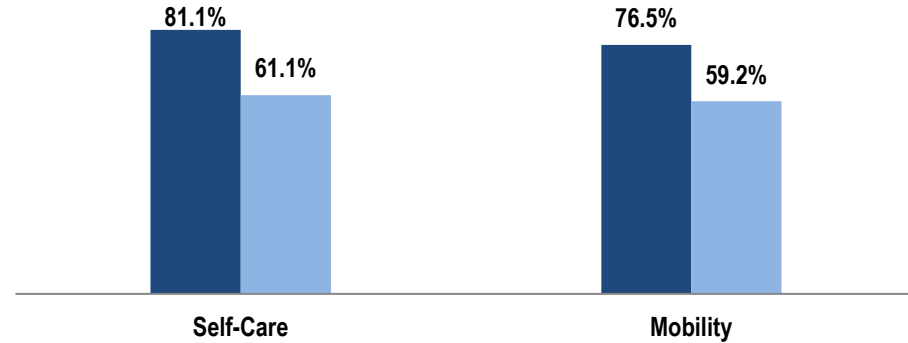
Adults 97 Under 18 100 out of 100

## Outcomes

Shepherd Nation Adjusted

### Discharge Scores for Self-Care & Mobility

Percent of persons that meet or exceed a risk-adjusted expected value at discharge.



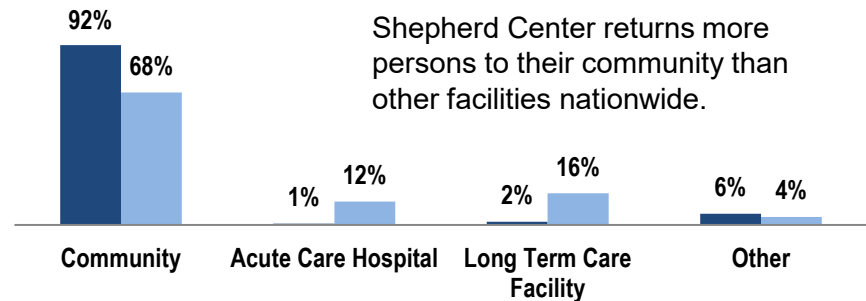
### Goal Attainment

Percent of persons who reached their expected performance on personal goals by discharge from rehab (scoring Expected or higher).

96%

Of person-centered goals were met or exceeded by discharge

### Discharge Settings



Shepherd Center returns more persons to their community than other facilities nationwide.

If you have questions, please contact Katie Metzger, OTR, Director of Brain Injury Services by telephone at 404-350-7495 or by email at katie.metzger@shepherd.org.