



# Disorders of Consciousness Inpatient Scorecard

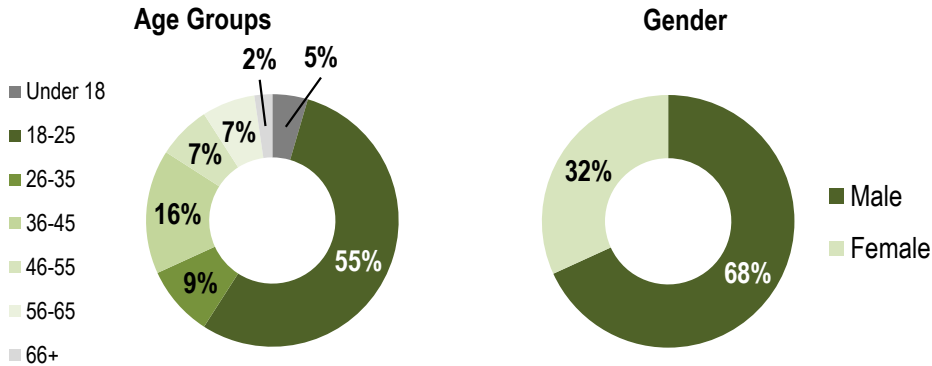
FY2021 (Apr 20 – Mar 21)

44

Persons served

30

Average age



## Outcomes

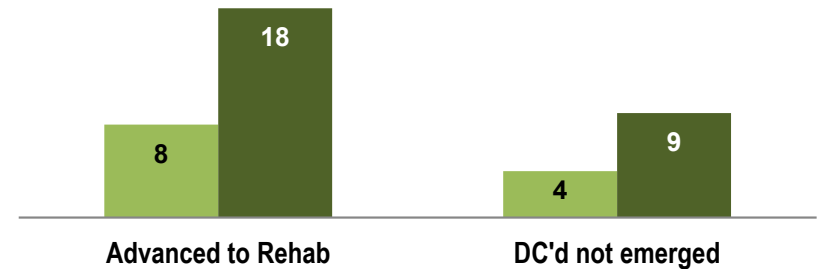
### Average Length of Stay

	Rehab	Total at Shepherd
Advanced to Rehab	83 days	128 days
DC'd Not Emerged	N/A	150 days

### Coma Recovery Scale-Revised

Admit DC

CRS-R measures behavioral responses to stimuli. The higher the score, the higher the level of consciousness.



66%

### Advanced to Rehab:

Percent of persons who emerged from a minimally conscious or vegetative state at Shepherd Center and advanced to rehab level of care (Rancho 4 or above).

34%

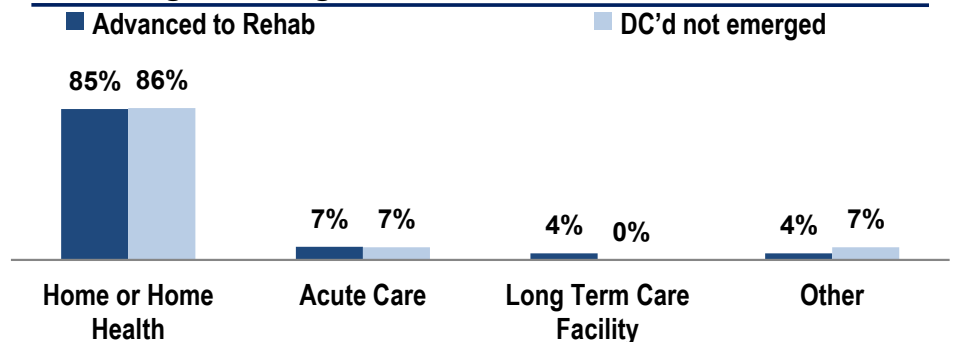
### Discharged Not Yet Emerged:

Percent of persons who discharged from Shepherd Center in minimally conscious or vegetative state.

When asked the likelihood of their recommending Shepherd Center, caregivers of persons with DOC or ABI rated Shepherd Center...

Adults 97 out of 100  
Under 18 not enough data

### Discharge Settings



If you have questions, please contact Katie Metzger, OTR, Director of Brain Injury Services by telephone at 404-350-7495 or by email at katie.metzger@shepherd.org.