



Stroke Inpatient Rehab Scorecard

FY2021 (Apr 20 – Mar 21)

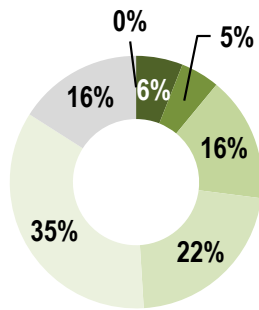
110

Cases

1 Case typically represents 1 person, except where there is an extended break in rehab

- Under 18
- 18-25
- 26-35
- 36-45
- 46-55
- 56-65
- 66+

Age Groups

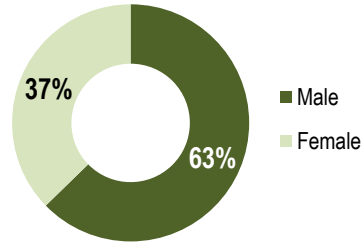


53

Average age

Nationwide = 67

Gender



44

 Average days inpatient rehab

4 - 5

 Average hours of therapy per weekday

When asked the likelihood of their recommending Shepherd Center, persons with stroke rated Shepherd Center...

98

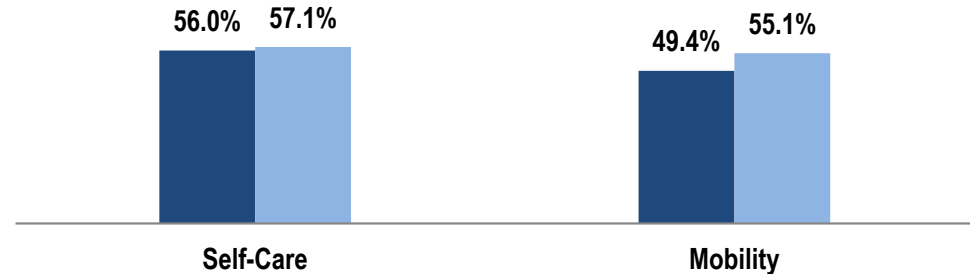
 Adults (no responses) Under 18 out of 100

Outcomes

■ Shepherd ■ Nation Adjusted

Discharge Scores for Self-Care & Mobility

Percent of persons that meet or exceed a risk-adjusted expected value at discharge.



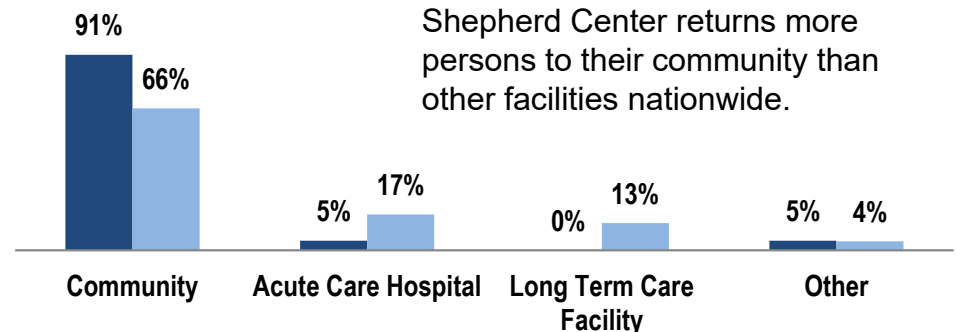
Goal Attainment

Percent of persons who reached their expected performance on personal goals by discharge from rehab (scoring Expected or higher).

89%

Of person-centered goals were met or exceeded by discharge

Discharge Settings



Shepherd Center returns more persons to their community than other facilities nationwide.

If you have questions, please contact Katie Metzger, OTR, Director of Brain Injury Services by telephone at 404-350-7495 or by email at katie.metzger@shepherd.org.